



District Report Card: 2017


| | |
|---------------------------|--------------------------|
| State: Maharashtra | District: Akola |
| Class: 3 | Subject: Language |
| Schools: 61 | Students: 1271 |


Participation/Coverage


Students

| GENDER  | Boys | | Girls | |
|----------------------------------------------------------------------------------------------------|--------|-------|--------|-------|
| | Number | % | Number | % |
| | 598 | 47.05 | 673 | 52.95 |

| AREA  | Rural | | Urban | |
|---------------------------------------------------------------------------------------------------|--------|-------|--------|-------|
| | Number | % | Number | % |
| | 758 | 59.64 | 513 | 40.36 |

| CATEGORY  | SC | | ST | | OBC | | GEN | |
|--------------------------------------------------------------------------------------------------------|--------|-------|--------|------|--------|-------|--------|-------|
| | Number | % | Number | % | Number | % | Number | % |
| | 313 | 24.63 | 71 | 5.59 | 493 | 38.79 | 394 | 31.00 |

| CWSN  | LD | VI | HI | S&LD | ID | Oth |
|----------------------------------------------------------------------------------------------------|----|----|----|------|----|-----|
| | 3 | 7 | 2 | 0 | 1 | 31 |

| Management  | Government | | Government-aided | |
|----------------------------------------------------------------------------------------------------------|------------|-------|------------------|-------|
| | Number | % | Number | % |
| | 908 | 71.44 | 363 | 28.56 |

Average Performance of Students in Language (%)

| Overall | Gender | | Area | | Management | | Social Group | | | |
|---------|--------|--------|-------|-------|------------|-------|--------------|-------|-------|-------|
| | Male | Female | Rural | Urban | Govt. | Aided | SC | ST | OBC | GEN |
| 65.28 | 62.56 | 67.69 | 66.31 | 63.74 | 65.12 | 65.67 | 66.84 | 67.79 | 64.81 | 64.16 |

Performance on Learning Outcomes (LOs)

| Learning Outcomes | Description | Average Performance(%) |
|-------------------|-----------------------------------------------------------------------------------------------------------|------------------------|
| L304 | Reads small texts with comprehension i.e., identifies main ideas, details, sequence and draws conclusions | 66.71 |
| L312 | Reads printed scripts on the classroom walls: poems, posters, charts etc. | 62.41 |

| Range of Performance of Students who Answered Correctly | | | | | | | |
|---------------------------------------------------------|------|-----------|-------|-----------|-------|-----------|-------|
| Below 30% | | 30% - 50% | | 50% - 75% | | Above 75% | |
| Number | % | Number | % | Number | % | Number | % |
| 123 | 9.68 | 215 | 16.92 | 434 | 34.15 | 499 | 39.26 |

Lowest Performing Learning Outcomes (LOs)

1 - Reads printed scripts on the classroom walls: poems, posters, charts etc. (62.41)

2 - Reads small texts with comprehension i.e., identifies main ideas, details, sequence and draws conclusions (66.71)